

General Certificate of Education
June 2005
Advanced Subsidiary Examination



MATHEMATICS
Unit Further Pure 1

MFP1

Wednesday 22 June 2005 Afternoon Session

In addition to this paper you will require:

- an 8-page answer book;
- the **blue** AQA booklet of formulae and statistical tables;
- an insert for use in Question 7 (enclosed).

You may use a graphics calculator.

Time allowed: 1 hour 30 minutes

Instructions

- Use blue or black ink or ball-point pen. Pencil should only be used for drawing.
- Write the information required on the front of your answer book. The *Examining Body* for this paper is AQA. The *Paper Reference* is MFP1.
- Answer **all** questions.
- All necessary working should be shown; otherwise marks for method may be lost.
- Fill in the boxes at the top of the insert.

Information

- The maximum mark for this paper is 75.
- Mark allocations are shown in brackets.

Advice

- Unless stated otherwise, formulae may be quoted, without proof, from the booklet.

Answer **all** questions.

1 The matrices **A** and **B** are defined by

$$\mathbf{A} = \begin{bmatrix} 3 & 4 \\ 4 & 3 \end{bmatrix} \quad \mathbf{B} = \begin{bmatrix} 0 & 2 \\ 2 & 0 \end{bmatrix}$$

(a) Calculate the matrices:

(i) $\mathbf{A} + \mathbf{B}$; *(2 marks)*

(ii) \mathbf{AB} . *(2 marks)*

(b) Show that $\mathbf{A} + \mathbf{B} - \mathbf{AB} = k\mathbf{I}$, where k is an integer and \mathbf{I} is the 2×2 identity matrix. *(2 marks)*

2 A curve satisfies the differential equation

$$\frac{dy}{dx} = \sin 2x$$

where the angle $2x$ is measured in **radians**.

Starting at the point $(0.5, 1)$ on the curve, use a step-by-step method with a step length of 0.1 to estimate the value of y at $x = 0.7$. Give your answer to three significant figures. *(6 marks)*

3 (a) Use the formulae

$$\sum_{r=1}^n r^2 = \frac{1}{6}n(n+1)(2n+1)$$

and
$$\sum_{r=1}^n r^3 = \frac{1}{4}n^2(n+1)^2$$

to show that

$$\sum_{r=1}^n r^2(r-1) = \frac{1}{12}n(n^2-1)(3n+2) \quad (4 \text{ marks})$$

(b) Use the result from part (a) to find the value of

$$\sum_{r=4}^{11} r^2(r-1) \quad (3 \text{ marks})$$

4 The function f is defined for all real values of x by

$$f(x) = x^3 + x$$

(a) Express $f(2 + h) - f(2)$ in the form

$$ph + qh^2 + rh^3$$

where p , q and r are integers.

(5 marks)

(b) Use your answer to part (a) to find the value of $f'(2)$.

(2 marks)

5 Find the general solutions of the following equations, giving your answers in terms of π :

(a) $\tan 3x = \sqrt{3}$;

(3 marks)

(b) $\tan\left(3x - \frac{\pi}{3}\right) = -\sqrt{3}$.

(4 marks)

6 The equation

$$x^2 - 4x + 13 = 0$$

has roots α and β .

(a) (i) Write down the values of $\alpha + \beta$ and $\alpha\beta$.

(2 marks)

(ii) Deduce that $\alpha^2 + \beta^2 = -10$.

(2 marks)

(iii) Explain why the statement $\alpha^2 + \beta^2 = -10$ implies that α and β cannot both be real.
(2 marks)

(b) Find in the form $p + iq$ the values of:

(i) $(\alpha + i) + (\beta + i)$;

(1 mark)

(ii) $(\alpha + i)(\beta + i)$.

(2 marks)

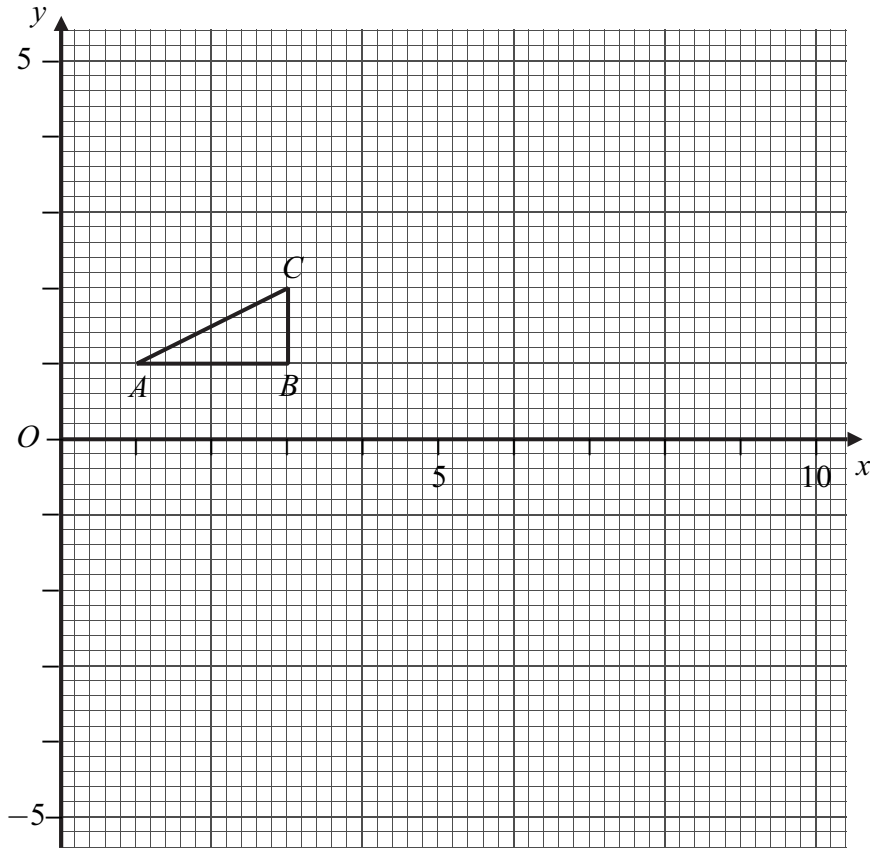
(c) Hence find a quadratic equation with roots $(\alpha + i)$ and $(\beta + i)$.

(2 marks)

Turn over ►

7 [Figure 1, printed on the insert, is provided for use in this question.]

The diagram shows a triangle with vertices $A(1, 1)$, $B(3, 1)$ and $C(3, 2)$.



- (a) The triangle DEF is obtained by applying to triangle ABC the transformation T represented by the matrix

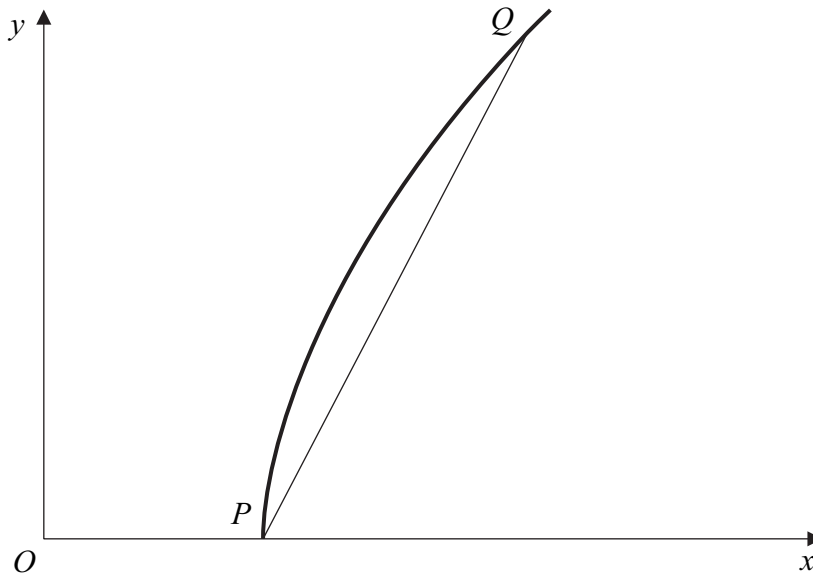
$$\begin{bmatrix} 2 & 2 \\ -2 & 2 \end{bmatrix}$$

- (i) Calculate the coordinates of D , E and F . (4 marks)
- (ii) Draw the triangle DEF on **Figure 1**. (2 marks)
- (b) Given that T is a combination of an enlargement and a rotation, find the exact value of:
- (i) the scale factor of the enlargement; (2 marks)
- (ii) the magnitude of the angle of the rotation. (2 marks)

8 The diagram shows a part of the curve

$$\frac{x^2}{4} - \frac{y^2}{6} = 1$$

and a chord PQ of the curve, where P lies on the x -axis.



- (a) Write down the coordinates of P . (1 mark)
- (b) The gradient of the chord PQ is 2. Find the coordinates of Q . (7 marks)

9 The function f is defined by

$$f(x) = \frac{x^2 + 4x}{x^2 + 9}$$

- (a) (i) The graph of $y = f(x)$ has an asymptote which is parallel to the x -axis. Find the equation of this asymptote. (1 mark)
- (ii) Explain why the graph of $y = f(x)$ has no asymptotes parallel to the y -axis. (2 marks)
- (b) Show that the equation $f(x) = k$ has two equal roots if $9k^2 - 9k - 4 = 0$. (4 marks)
- (c) Hence find the coordinates of the two stationary points on the graph of $y = f(x)$. (6 marks)

END OF QUESTIONS

THERE ARE NO QUESTIONS PRINTED ON THIS PAGE

THERE ARE NO QUESTIONS PRINTED ON THIS PAGE

THERE ARE NO QUESTIONS PRINTED ON THIS PAGE

Surname						Other Names					
Centre Number						Candidate Number					
Candidate Signature											

General Certificate of Education
 June 2005
 Advanced Subsidiary Examination



MATHEMATICS
Unit Further Pure 1

MFP1

Wednesday 22 June 2005 Afternoon Session

Insert for use in Question 7.

Fill in the boxes at the top of this page.

Fasten this insert securely to your answer book.

TURN OVER FOR FIGURE 1

Turn over ►

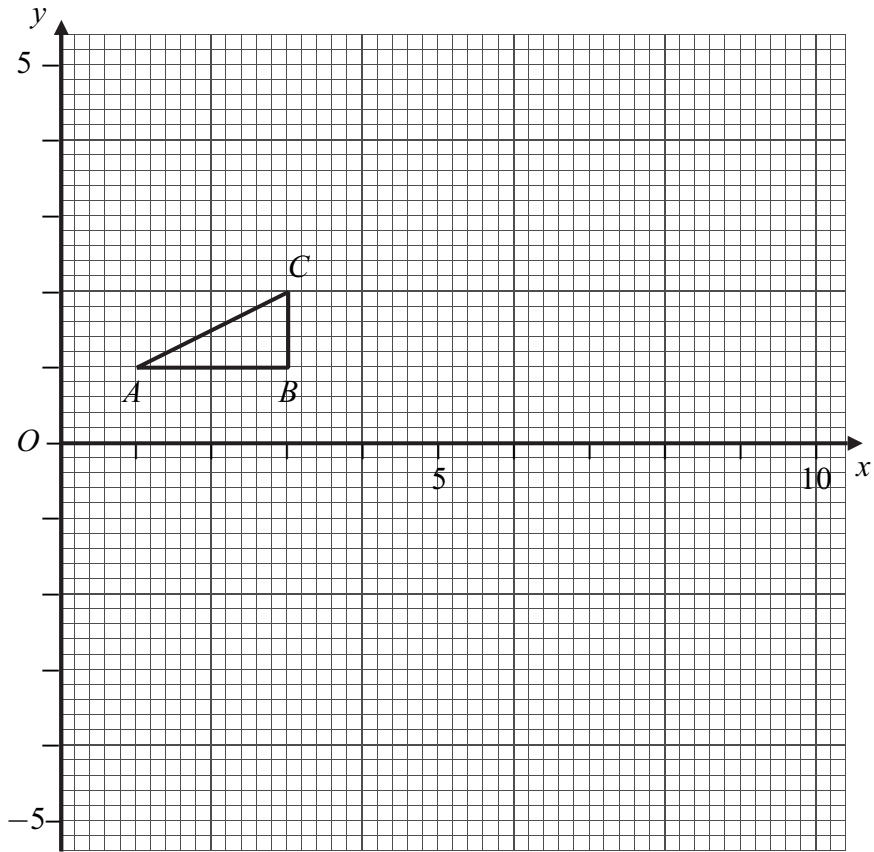


Figure 1 (for use in Question 7)